

SchoolCycled




Brief

BOTTLE CAP RECYCLING

Why have we introduced the bottle top scheme?

This scheme was introduced to our school to teach you about the importance and fun of helping to save the planet by recycling!



When plastics end up in our ocean or landfills, they damage the planet and hurt the animals. This is why it is good to litter pick and stop using plastics that can't be recycled.

STEP 1

Your job is to collect as many bottle caps as you can!
You can collect from home, from litter picking, or from
wherever else you may find them!


SchoolCycled



STEP 2

Bring your collected bottle caps to school and put them in the recycling box!

MYGroup will then come and collect the box when it is full and take it to their recycling site.



SchoolCycled

STEP 3



MYGroup shred the bottle caps into tiny pieces, which then get melted into big hard boards.

The boards then get made into new cool, fun and 100% recycled products for your school!

When we collect 1 kilo of bottle caps, we earn 250 **Earth Tokens**, which are collected and traded in for products of our choice from MYGroup!

STEP 4



**1KG OF BOTTLE
CAPS**



**250 EARTH
TOKENS**



**100% RECYCLED
PRODUCTS**


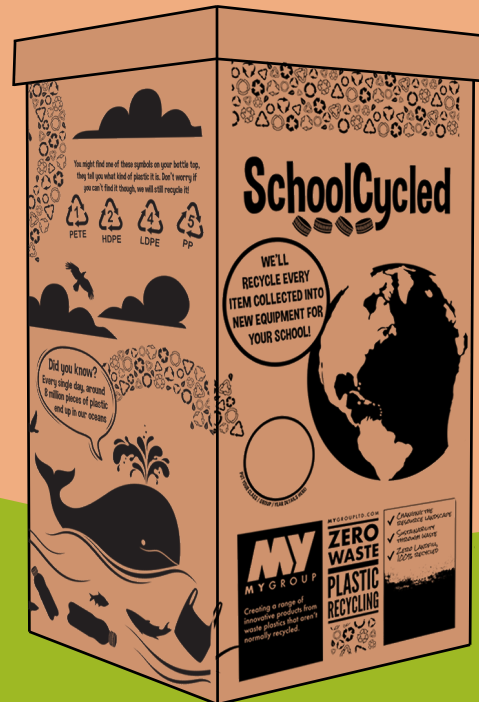
SchoolCycled



WHAT CAN GO INTO THE BOX?

Please make sure you only put **PLASTIC** bottle caps into the recycling boxes!

NO METAL, it hurts the recycling machines!



NO METAL CAPS PLEASE!




ONLY PLASTIC ONES!



SchoolCycled



PRODUCTS WE CAN GET



SEE REWARDS CATALOGUE FOR MORE!